

# Opponents



**O**  
**OREGON**



# 1 Houston

September 1, 4 p.m. (PDT)  
Reliant Stadium (Houston, Texas)


**Location:** Houston, Texas  
**President:** Dr. Jay Gogue  
**Nickname:** Cougars  
**Stadium:** John O'Quinn Field at Robertson Stadium (32,000)  
**Field Surface:** Grass  
**Conference:** Conference USA  
**Enrollment:** 35,400  
**Colors:** Scarlet, White & Navy

**Offense:** Multiple  
**Defense:** 3-4  
**2004 Record:** 3-8  
**League Record/Finish:** 3-5/T6th  
**Final 2004 Rank:** None  
**Lettermen Returning/Lost:** 43/20  
**First Football Season:** 1946  
**Last Bowl Appearance:** 2003 (Sheraton Hawaii)

**Athletics Director:** Dave Maggard 713-743-9370

**Media Relations Office Telephone:** 713-743-404  
**Associate Athletics Director:** Chris Burkhalter (At home, 281-403-7674)  
**Mailing Address:** Athletics/Alumni Ctr., 3100 Cullen Blvd., Ste. 2000, Houston, TX 77004  
**E-Mail:** cburkha@mail.uh.edu  
**Fax:** 713-743-9411  
**Press Box Phone:** 713-743-0550

**Head Coach:** Art Briles (Texas Tech '79)  
**Football Office Telephone:** 713-743-9388  
**Record at Houston:** 10-14 (2 Years)  
**Career Head Coaching Record:** Same  
**Record vs. Oregon:** 0-0



Art Briles



Vincent Marshall

**Assistant Coaches, Offense:** Rodney Blackshear (receivers), Randy Clements (line), Philip Montgomery (backs/quarterbacks), Mike Spradlin (line).  
**Assistant Coaches, Defense:** Clay Jennings (safeties), Ron Harris (coord./line), Jason Phillips (cornerbacks), Erik Slaughter (outside linebackers), Alan Weddell (inside linebackers/special teams).

**Top Returning Rushers:** 1. Anthony Evans 153-788 (4td), 2. Ryan Gilbert 84-332 (3td). **Top Returning Passer:** 1. Kevin Kolb 353-198-2766-6 (11td). **Top Returning Receivers:** 1. Vincent Marshall 61-1040 (5td), Kendal Briles 25-311 (0td). **Top Returning Scorers:** 2t. Ryan Gilbert, Vincent Marshall, Kevin Kolb 5-0-0-30.

**Offensive Starters Returning (8):** OL Byron Alfred, WR Donnie Avery, OL Sterling Doty, LB Anthony Evans, QB Kevin Kolb, WR Vincent Marshall, OL SirVincent Rogers, OL Roy Swan.

**Defensive Starters Returning (8):** LB Lance Everson, CB Willie Gaston, S Will Gulley, DL D.J. Johnson, LB Wade Koehl, DL Kade Lane, LB Brendan Pahulu, S Rocky Swartz.  
**Specialists Returning (0):**

**2005 Schedule**  
**Sept. 1 Oregon**  
Sept. 10 Sam Houston State  
Sept. 16 @Texas-El Paso  
Sept. 24 SOUTHERN MISS  
Oct. 1 @TULSA  
Oct. 8 @TULANE  
Oct. 15 MEMPHIS  
Oct. 22 @Mississippi State  
Nov. 5 @CENTRAL FLORIDA  
Nov. 12 SOUTHERN METHODIST  
Nov. 26 RICE

**2004 Results (3-8)**  
@Rice 10, Houston 7  
@Oklahoma 63, Houston 13  
@Houston 35, Army 21  
Miami (Fla.) 38, @Houston 13  
@Memphis 41, Houston 14  
@Southern Miss 35, Houston 29 (ot)  
@Texas Christian 34, Houston 27  
@Houston 24, Tulane 3  
@Houston 34, East Carolina 24  
@Alabama-Birmingham 20, Houston 7  
@Louisville 65, Houston 27

**Series Record: Oregon leads, 1-0-0**



# 2 Montana

September 10, 12:30 p.m. (PDT)  
Autzen Stadium (Eugene, Ore.)

**Location:** Missoula, Mont.  
**President:** Dr. George Dennison  
**Nickname:** Grizzlies  
**Stadium:** Washington-Grizzly (23,183)  
**Field Surface:** SprinTurf  
**Conference:** Big Sky  
**Enrollment:** 13,352  
**Colors:** Copper, Silver & Gold

**Offense:** Pro-Set  
**Defense:** 4-3  
**2004 Record:** 12-3  
**League Record/Finish:** 6-1/1st  
**Final 2004 Rank:** None  
**Lettermen Returning/Lost:** 45/17  
**First Football Season:** 1897  
**Last Bowl Appearance:** 2004 (Div 1AA playoffs)

**Athletics Director:** Jim O'Day 406-243-5331

**Media Services Office Telephone:** 406-243-5402  
**Director:** Dave Guffey (cell 406-370-9435)  
**Mailing Address:** 32 Campus Drive, Missoula MT. 59812  
**E-Mail:** guffeyb@mso.umt.edu  
**Fax:** 406-243-6859  
**Press Box Phone:** 406-243-4167

**Head Coach:** Bobby Hauck  
**Football Office Telephone:** 406-243-2969  
**Record at Montana:** 21-7 (2 Years)  
**Career Head Coaching Record:** Same  
**Record vs. Oregon:** 0-0



Bobby Hauck



Shane MacIntyre

**Assistant Coaches, Offense:** Rob Phenicie (coordinator/quarterbacks), Dominic Daste (line), Pete Kaligis (recruiting coordinator/tackles/tight ends), Luther Carr (receivers), Ron Kowalski (backs).  
**Assistant Coaches, Defense:** Mike Hudson (asst. hc/cornerbacks), Kraig Paulson (coordinator/ends), Ty Gregorack (linebackers), Tim Hauck (safeties), Tom Hauck (tackles).

**Top Returning Rushers:** 1. Lex Hilliard 190-972 (17td), 3. JR Waller 47-262 (3td). **Top Returning Passer:** None. **Top Returning Receivers:** 4. Jon Talmage 55-819 (9td), 5. Lex Hilliard 22-211 (0td). **Top Returning Scorer:** 1. Dan Carpenter 1-18-62-122.

**Offensive Starters Returning (6):** WR Jon Talmage, OT Brad Rhoades, OG/OC Jeff Marshall, OG Chris Orwig, OG Jason Frink, RB Lex Hilliard.  
**Defensive Starters Returning (7):** DE Lance Spencer, DE Mike Murphy, LB Shane MacIntyre, CB Kevin Edwards, CB Tuff Harris, FS Matt Lebsock, SS Van Cooper, Jr..  
**Specialists Returning (2):** P Tyson Johnson, PK Dan Carpenter.

**2005 Schedule**  
Sept. 3 Fort Lewis  
**Sept. 10 @Oregon**  
Sept. 17 South Dakota State  
Oct. 1 Weber State  
Oct. 8 @IDAHO STATE  
Oct. 15 @EASTERN WASHINGTON  
Oct. 22 CAL POLY  
Oct. 29 PORTLAND STATE  
Nov. 5 @NORTHERN ARIZONA  
Nov. 12 @SACRAMENTO STATE  
Nov. 19 @MONTANA STATE

**2004 Results (12-3)**  
@Montana 27, Maine 20  
@Montana 41, Hofstra 23  
@Sam Houston State 41, Montana 29  
@Montana 27, Northern Colorado 16  
Montana 42, @Weber State 21  
@Montana 24, Idaho State 22  
Montana 31, @Eastern Washington 28  
@Portland State 35, Montana 32  
@Montana 34, Northern Arizona 22  
@Montana 52, Sacramento State 21  
@Montana 38, Montana State 22  
@Montana 56, Northwestern State 7  
@Montana 47, New Hampshire 17  
@Montana 34, Sam Houston State 13  
James Madison 31, Montana 21  
(Div. 1AA Championship)

**Series Record: Oregon leads, 6-0-1**





### 3 Fresno State

September 17, 4 p.m. (PDT)  
Autzen Stadium (Eugene, Ore.)

**Location:** Fresno, Calif.  
**President:** Dr. John D. WIELTY  
**Nickname:** Bulldogs  
**Stadium:** Bulldog (41,031)  
**Field Surface:** Natural Grass  
**Conference:** Western Athletic  
**Enrollment:** 19,781  
**Colors:** Bulldog Red & Blue

**Offense:** Multiple  
**Defense:** 4-3  
**2004 Record:** 9-3  
**League Record/Finish:** 5-3/3rd  
**Final 2004 Rank:** None  
**Lettermen Returning/Lost:** 51/15  
**First Football Season:** 1921  
**Last Bowl Appearance:** 2004 (MPC Computers)

**Athletics Director:** Thomas Boeh 559-278-2643

**Media Relations Office Telephone:** 559-278-2509  
**Director:** Steve Weakland (home 559-437-0523)  
**Mailing Address:** 5305 Campus Drive, North Gym Room 153, Fresno, CA 93740  
**E-Mail:** sweaklan@csufresno.com  
**Fax:** 559-278-4689  
**Press Box Phone:** 559-278-5951

**Head Coach:** Pat Hill (UC Riverside, '73)  
**Football Office Telephone:** 559-278-3015  
**Best Time to Call Weekdays:**  
**Record at Fresno State:** 64-38 (8 years)  
**Career Head Coaching Record:** Same  
**Record vs. Oregon:** 3-0



Pat Hill



Paul Pinegar

**Assistant Coaches, Offense:** John Baxter (ass. hc/receivers/spec. teams), Frank Cignetti (coord./quarterbacks), John Settle (backs), Tim Simons (tight ends), Mark Weber (line).

**Assistant Coaches, Defense:** Dan Brown (coordinator), Kerry Locklin (line), Randy Stewart (secondary), Tom Mason (linebackers).

**Top Returning Rushers:** 1. Bryson Sumlin 191-1104 (13td), 2. Wendel Mathis 146-995 (12td). **Top Returning Passer:** 1. Paul Pinegar 292-173-2099-15 (23td). **Top Returning Receiver:** 1. Joe Fernandez 38-546 (4td). **Top Returning Scorer:** 2. Bryson Sumlin 13-0-0-78.

**Offensive Starters Returning (9):** LG Ryan Wendell, C Kyle Young, RG Dartangon Shack, RT Chris Denman, QB Paul Pinegar, RB Bryson Sumlin, FB Roshon Vercher, WR Joe Fernandez, WR Adam Jennings.

**Defensive Starters Returning (7):** DT Garrett McIntyre, OLB Marcus Riley, MLB Dwyane Andrews, OLB Alan Goodwin, CB Richard Marshall, CB Marcus McCauley, FS Tyrone Culver.

**Specialists Returning (1):** P Mike Lingua.

**2005 Schedule**

Sept. 10 Weber State  
**Sept. 17 @Oregon**  
Sept. 27 Toledo  
Oct. 8 @NEW MEXICO STATE  
Oct. 15 UTAH STATE  
Oct. 22 @IDAHO  
Oct. 29 @HAWAII  
Nov. 5 SAN JOSE STATE  
Nov. 10 BOISE STATE  
Nov. 19 @USC  
Nov. 26 @NEVADA  
Dec. 2 LOUISIANA TECH

**2004 Results (9-3)**

Fresno State 35, @Washington 16  
Fresno State 45, @Kansas State 21  
@Fresno State 27, Portland State 17  
@Louisiana Tech 28, Fresno State 21  
Texas-El Paso 24, @Fresno State 21  
@Boise State 33, Fresno State 16  
@Fresno State 42, Southern Methodist 0  
Fresno State 52, @Rice 21  
@Fresno State 70, Hawaii'i 14  
@Fresno State 54, Nevada 17  
Fresno State 62, @San Jose State 28  
Fresno State 37, Virginia 34 (ot)  
(MPC Computers Bowl)

**Series Record: Oregon leads, 3-2-0**



### 4 USC

September 24, 4 p.m. (PDT)  
Autzen Stadium (Eugene, Ore.)

**Location:** Los Angeles, Calif.  
**President:** Dr. Steven B. Sample  
**Nickname:** Trojans  
**Stadium:** L.A. Memorial (92,000)  
**Field Surface:** Natural Grass  
**Conference:** Pacific-10  
**Enrollment:** 31,000  
**Colors:** Cardinal & Gold

**Offense:** Multiple  
**Defense:** 4-3  
**2004 Record:** 13-0  
**League Record/Finish:** 8-0/1st  
**Final 2004 Rank:** #1  
**Lettermen Returning/Lost:** 51/17  
**First Football Season:** 1888  
**Last Bowl Appearance:** 2004 (FedEx Orange)

**Athletics Director:** Mike Garrett (213-740-3843)

**Sports Information Office Telephone:** 213-740-8480  
**Director:** Tim Tesselone (At home, 310-540-7052)  
**Mailing Address:** HER-103, University Park, Los Angeles, CA 90089-0601  
**E-Mail:** tessalon@usc.edu  
**Fax:** 213-740-7584  
**Press Box Phone:** 213-741-1341 or 213-747-7111

**Head Coach:** Pete Carroll (Pacific '73)  
**Football Office Telephone:** 213-740-4204  
**Best Time to Call Weekdays:** Mon.-Wed., Mornings  
**Record at USC:** 42-9 (4 years)  
**Career Head Coaching Record:** 42-9 (4 years)  
**Record vs. Oregon:** 1-1



Pete Carroll



Matt Leinart

**Assistant Coaches, Offense:** Brennan Carroll (tight ends), Lane Kiffin (coord./wide receivers), Todd McNair (running backs), Pat Ruel (line), Steve Sarkisian (asst./quarterbacks)

**Assistant Coaches, Defense:** Greg Burns (secondary), Jethro Franklin (line), Ken Norton, Jr. (linebackers), Rocky Seto (linebackers)

**Top Returning Rushers:** 1. LenDale White 203-1103 (15td), 2. Reggie Bush 143-908 (6td). **Top Returning Passer:** 1. Matt Leinart 412-269-3322-6 (33tds). **Top Returning Receivers:** 1. Dwayne Jarrett 55-849 (13td), 2. Reggie Bush 43-509 (7td). **Top Returning Scorers:** 2. LenDale White 17-0-0-102, 3. Reggie Bush 13-0-0-90.

**Offensive Starters Returning (8):** QB Matt Leinart, TB Lendale White, C Ryan Kalil, T Sam Baker, T Taitusi Lutui, OG Fred Matua, WR Steve Smith, WR Dwayne Jarrett.

**Defensive Starters Returning (5):** S Darnell Bing, LB Dallas Sartz, DE Lawrence Jackson, DE Frostee Rucker, CB Justin Wyatt.

**Specialists Returning (1):** P Tom Malone

**2005 Schedule**

Sept. 3 @Hawaii'i  
Sept. 17 Arkansas  
**Sept. 24 @OREGON**  
Oct. 1 @ARIZONA STATE  
Oct. 8 ARIZONA  
Oct. 15 @Notre Dame  
Oct. 22 @WASHINGTON  
Oct. 29 WASHINGTON STATE  
Nov. 5 STANFORD  
Nov. 12 @CALIFORNIA  
Nov. 19 Fresno State  
Dec. 3 UCLA

**2004 Results (13-0)**

USC 24, Virginia Tech 13  
@USC 49, Colorado State 0  
USC 42, @BYU 10  
USC 31, @Stanford 28  
@USC 23, California 17  
@USC 45, Arizona State 7  
@USC 38, Washington 0  
USC 42, @Washington State 12  
USC 28, @Oregon State 20  
@USC 49, Arizona 9  
@USC 41, Notre Dame 10  
USC 29, @UCLA 24  
USC 55, Oklahoma 19 (Fedx Orange Bowl)

**Series Record: USC leads, 34-15-2**



## 5 Stanford

October 1, 2 p.m. (PDT)  
Stanford Stadium (Stanford, Calif.)

**Location:** Stanford, Calif.  
**President:** Dr. John Hennessy  
**Nickname:** Cardinal  
**Stadium:** Stanford (85,500)  
**Field Surface:** Natural Grass  
**Conference:** Pacific-10  
**Enrollment:** 13,075  
**Colors:** Cardinal & White

**Offense:** Multiple  
**Defense:** 3-4  
**2004 Record:** 4-7  
**League Record/Finish:** 2-6/8th tie  
**Final 2004 Rank:** None  
**Lettermen Returning/Lost:** 50/11  
**First Football Season:** 1891  
**Last Bowl Appearance:** 2001 (Seattle)

**Athletics Director:** Dr. Ted Leland (650-723-4596)

**Media Relations Office Telephone:** 650-723-4418  
**Senior Assistant Athletic Director:** Gary Migdol (At home, 408-243-4322)  
**Mailing Address:** Arrillaga Family Sports Center, Stanford, CA 94305-6150  
**E-Mail:** gmigdol@stanford.edu  
**Fax:** 650-725-2957  
**Press Box Phone:** 650-723-4418

**Head Coach:** Walt Harris (Pacific, '68)  
**Football Office Telephone:** 650-723-4511  
**Best Time to Call Weekdays:** 9-10 a.m. (PST)  
**Record at Stanford:** First Season  
**Career Head Coaching Record:** 63-68 (11 years)  
**Record vs. Oregon:** 0-0



Walt Harris



Trent Edwards

**Assistant Coaches, Offense:** Tom Freeman (line), John McDonell (line), Wyane Moses (backs), Tucker Waugh (receivers).  
**Assistant Coaches, Defense:** Tom Hayes (coordinator), Darrel Patterson (linebackers), Tom Quinn (linebackers), Dave Tipton (line).

**Top Return Rushers:** 1. J.R. Lemon 93-470 (6td), 2. Ray Jones 38-104 (2td). **Top Returning Passer:** 1. Trent Edwards 274-149-1732-11 (9td). **Top Returning Receivers:** 2. Evan Moore 39-616 (6td), 3. Mark Bradford 34-482 (1td). **Top Returning Scorer:** 1. Michael Sgroi 0-16-22-70.

**Offensive Starters Returning (10):** FB Kris Bonifas, WR Mark Bradford, LT John Cochran, RT John Edwards, QB Trent Edwards, C Brian Head, RB J.R. Lemon, WR Evan Moore, LG Ismail Simpson, RG Josiah Vinson.  
**Defensive Starters Returning (5):** OLB Jon Alston, SS Brandon Harrison, DE Julian Jenkins, NT Babatunde Oshinowo, ILB Kevin Schimmelmann.  
**Specialists Returning (2):** PK Michael Sgroi, P Jay Ottovegio.

**2005 Schedule**

Sept. 10 @Navy  
Sept. 17 UC Davis  
Oct. 1 OREGON  
Oct. 8 @WASHINGTON STATE  
Oct. 15 @ARIZONA  
Oct. 22 ARIZONA STATE  
Oct. 29 UCLA  
Nov. 5 @USC  
Nov. 12 @OREGON STATE  
Nov. 19 CALIFORNIA  
Nov. 26 Notre Dame

**2004 Results (4-7)**

@Stanford 43, San Jose State 3  
@Stanford 37, Brigham Young 10  
USC 31, @Stanford 28  
@Stanford 27, Washington 13  
@Notre Dame 23, Stanford 15  
Stanford 23, @Washington State 17  
**Oregon 16, @Stanford 13**  
@UCLA 21, Stanford 0  
@Arizona State 34, Stanford 31  
Oregon State 24, @Stanford 19  
@California 41, Stanford 6

**Series Record: Stanford leads, 43-24-1**



## 6 Arizona State

October 8, 7 p.m. (PDT)  
Sun Devil Stadium (Tempe, Ariz.)

**Location:** Tempe, Ariz.  
**President:** Dr. Michael Crow  
**Nickname:** Sun Devils  
**Stadium:** Sun Devil (73,379)  
**Field Surface:** Natural Grass  
**Conference:** Pacific-10  
**Enrollment:** 45,693  
**Colors:** Maroon & Gold

**Offense:** Multiple  
**Defense:** Multiple  
**2004 Record:** 9-3  
**League Record/Finish:** 5-3/3rd tie  
**Final 2004 Rank:** 19/AP, 20/USA Today  
**Lettermen Returning/Lost:** 47/15  
**First Football Season:** 1897  
**Last Bowl Appearance:** 2004 (Sun)


**Interim Athletics Director:** Dr. Christine Wilkinson

**Sports Information Office Telephone:** 480-965-6592  
**Director:** Mark Brand (At home, 480-759-9514)  
**Mailing Address:** Carson Center, Room 131, Tempe, AZ 85287-2505  
**E-Mail:** mbrand@asu.edu  
**Fax:** 480-965-5408  
**Press Box Phone:** 480-965-6207

**Head Coach:** Dirk Koetter (Idaho State '81)  
**Football Office Telephone:** 480-965-5053  
**Best Time to Call Weekdays:** Mon.-Wed., Mornings  
**Record at ASU:** 26-23 (4 Years)  
**Career Head Coaching Record:** 52-33 (7 Years)  
**Record vs. Oregon:** 3-1



Dirk Koetter



Derek Hagan

**Assistant Coaches, Offense:** Tom Osborne (assist./tight ends), Brent Myers (backs/line), Mark Helfrich (quarterbacks), Daryl Jackson (receivers), Tom Nordquist (backs).  
**Assistant Coaches, Defense:** Mike Carrier (secondary), Dan Fidler (safeties), Bill Miller (coordinator/linebackers), Ted Monachino (line).

**Top Returning Rushers:** 2. Rudy Burgess 77-430 (0td), 4. Preston Jones 46-171 (0td). **Top Returning Passer:** 2. Sam Keller 71-42-606-1 (5td). **Top Returning Receivers:** 1. Derek Hagan 83-1248 (10td), 2. Zach Miller 56-552 (6td). **Top Returning Scorers:** 1. Jesse Ainsworth 0-18-40-94, 2. Derek Hagan 10-0-0-60.

**Offensive Starters Returning (9):** WR Derek Hagan, LT Brandon Rodd, LG Stephen Berg, C Grayling Love, RG Zach Krula, RT Andrew Carnahan, TE Zach Miller, HB Lee Burghgraef, WR Terry Richardson.  
**Defensive Starters Returning (8):** DT Jordan Hill, DE Kyle Caldwell, LB Jamar Williams, LB Dale Robinson, CB R.J. Oliver, CB Chad Green, S Josh Barret, CB Josh Golden.  
**Specialists Returning (2):** PK Jesse Ainsworth, P Chris MacDonald, KR/PR Rudy Burgess.

**2005 Schedule**

Sept. 1 Temple  
Sept. 10 @Louisiana State  
Sept. 17 Northwestern  
Sep. 24 @OREGON STATE  
Oct. 1 USC  
Oct. 8 OREGON  
Oct. 22 @STANFORD  
Oct. 29 WASHINGTON  
Nov. 5 @WASHINGTON STATE  
Nov. 12 @UCLA  
Nov. 25 @ARIZONA

**2004 Results (9-3)**

@Arizona State 41, Texas-El Paso 9  
Arizona State 30, @Northwestern 21  
@Arizona State 44, Iowa 7  
@Arizona State 27, Oregon State 14  
@USC 45, Arizona State 7  
@Arizona State 48, UCLA 42  
@California 27, Arizona State 0  
@Arizona State 34, Stanford 31  
@Arizona State 45, Washington State 28  
@Arizona 34, Arizona State 27  
Arizona State 27, Purdue 23 (Vitalis Sun Bowl)

**Series Record: Arizona State leads, 16-9-0**



# W 7 Washington

October 15, 12:30 p.m. (PDT)  
Autzen Stadium (Eugene, Ore.)

**Location:** Seattle, Wash.  
**President:** Mark Emmert  
**Nickname:** Huskies  
**Stadium:** Husky (72,500)  
**Field Surface:** FieldTurf  
**Conference:** Pacific-10  
**Enrollment:** 42,000  
**Colors:** Purple & Gold

**Offense:** Multiple  
**Defense:** 4-3  
**2004 Record:** 1-10  
**League Record/Finish:** 0-8/10th  
**Final 2004 Rank:** None  
**Lettermen Returning/Lost:** 48/22  
**First Football Season:** 1889  
**Last Bowl Appearance:** 2002 (Sun)

**Athletics Director:** Todd Turner (206-543-2212)

**Media Relations Office Telephone:** 206-543-2230  
**Director:** Jim Daves (At home, 425-778-4689)  
**Mailing Address:** 3910 Montlake Boulevard N.E., Seattle, WA 98195  
**E-Mail:** jdaves@u.washington.edu  
**Fax:** 206-543-5000  
**Press Box Phone:** 206-543-2230

**Head Coach:** Tyrone Willingham (Michigan State '77)  
**Football Office Telephone:** 206-543-2223  
**Best Time to Call Weekdays:** Monday, Noon  
**Record at Washington:** 6-6 (1 Year)  
**Career Head Coaching Record:** 65-51-1 (10 Years)  
**Record vs. Oregon:** 4-1



Tyrone Willingham



Joseph Lobendahn

**Assistant Coaches, Offense:** Tim Lappano (coordinator/quarterbacks), Mike Denbrock (line), Trent Miles (backs), Bob Simmons (tight ends/special teams), Eric Yarber (receivers).

**Assistant Coaches, Defense:** Kent Baer (coordinator), Randy Hart (line), Chris Tomey (linebackers), Steven Wilks (secondary).

**Top Returning Rushers:** 1. Kenny James 172-745 (5td), 2. James Sims 59-218 (0 td). **Top Returning Passer:** 1. Casey Paus 274-116-1476-17 (5td). **Top Returning Receivers:** 1. Sonny Shackelford 21-298, 4. Craig Chambers 19-408. **Top Returning Scorers:** 1. Kenny James 5-0-0-30, 2. Evan Knudson 0-7-3-24.

**Offensive Starters Returning (8):** QB Casey Paus, TB Kenny James, FB James Sims, WR Sonny Shackelford, OG Clay Walker, C Brad Vanneman, OG Stanley Daniels, OT Robin Meadow.

**Defensive Starters Returning (9):** DE Mike Mapuolesega, DT Jordan White-Frisbee, DT Manase Hopoi, DE Greyson Gunheim, OLB Evan Benjamin, LB Joe Lobendahn, LB Scott White, FS Dashon Goldson, SS C.J. Wallace.

**Specialists Returning (2):** PK Evan Knudson, P Sean Douglas.

### 2005 Schedule

Sept. 3 Air Force  
Sept. 10 California  
Sept. 17 Idaho  
Sep. 24 Notre Dame  
Oct. 1 @UCLA  
**Oct. 15 @OREGON**  
Oct. 22 USC  
Oct. 29 @ARIZONA STATE  
Nov. 5 OREGON STATE  
Nov. 12 @ARIZONA  
Nov. 19 WASHINGTON STATE

### 2004 Results (1-10)

Fresno State 35, @Washington 16  
UCLA 37, @Washington 31  
@Notre Dame 38, Washington 3  
@Stanford 27, Washington 13  
@Washington 21, San Jose State 6  
Oregon State 29, @Washington 14  
@USC 38, Washington 0  
@Oregon 31, Washington 6  
Arizona 23, @Washington 13  
California 42, @Washington 12  
@Washington State 28, Washington 25

**Series Record: Washington leads, 58-34-5**

# A 8 Arizona

October 22, 4 p.m. (PDT)  
Arizona Stadium (Tucson, Ariz.)

**Location:** Tucson, Ariz.  
**President:** Dr. Peter Likins  
**Nickname:** Wildcats  
**Stadium:** Arizona Stadium (56,002)  
**Field Surface:** Bermuda Tiff  
**Conference:** Pacific-10  
**Enrollment:** 35,500  
**Colors:** Cardinal & Navy

**Offense:** Multiple Pro  
**Defense:** Multiple 4-3  
**2004 Record:** 3-8  
**League Record/Finish:** 2-6  
**Final 2004 Rank:** None  
**Lettermen Returning/Lost:** 47/14  
**First Football Season:** 1899  
**Last Bowl Appearance:** 1998 (Holiday)

**Athletics Director:** Jim Livengood (520-621-4622)

**Media Relations Office Telephone:** 520-621-4163  
**Director:** Tom Duddleston (At home, 520-881-1203)  
**Mailing Address:** 106 McKale Center, Tucson, AZ 85721  
**E-Mail:** tduddles@u.arizona.edu  
**Fax:** 520-621-2681  
**Press Box Phone:** 520-621-2801/2803

**Head Coach:** Mike Stoops (Iowa '86)  
**Football Office Telephone:** 520-621-4917  
**Best Time to Call Weekdays:** Wed.-Thurs., 1-2 p.m.  
**Record at Arizona:** 3-8 (1st Year)  
**Career Head Coaching Record:** Same  
**Record vs. Oregon:** 0-1



Mike Stoops



Darrell Brooks

**Assistant Coaches, Offense:** Mike Canales (coordinator/quarterbacks), Kasey Dunn (backs), Josh Heupel (tight Ends), Charlie Williams (receivers), Eric Wolford (line).

**Assistant Coaches, Defense:** Mark Stoops (coordinator/secondary), Tim Kish (linebackers), Joe Robinson (special teams/ends), Mike Tuiaosopo (line).

**Top Returning Rushers:** 1. Mike Bell 204-950 (5td), 2. Gilbert Harris 67-285 (2td). **Top Returning Passer:** 2. Richard Kovalcheck 136-67-880-6 (6td). **Top Returning Receivers:** 1. Syndric Steptoe 30-446 (3td), 4. Mike Bell 19-79 (0td). **Top Returning Scorers:** 1. Nick Folk 0-8-18-42, 2. Mike Bell 5-0-0-30.

**Offensive Starters Returning (8):** WR Anthony Johnson, LG John Abramo, RG Kili Lefotu, RT Peter Graniello, WR Syndric Steptoe, QB Richard Kovalcheck, FB Pedro Limon, RB Mike Bell.

**Defensive Starters Returning (7):** LE Marcus Smith, DT Lionel Dotson, SLB Dane Krogstad, CB Antoine Cason, FS Darrell Brooks, SS Lamon Means, CB Wilrey Fontenot.

**Specialists Returning (2):** PK Nick Folk, P Danny Baugher.

### 2005 Schedule

Sept. 3 @Utah  
Sept. 10 Northern Arizona  
Sept. 17 Purdue  
Oct. 1 @CALIFORNIA  
Oct. 8 @USC  
Oct. 15 STANFORD  
**Oct. 22 OREGON**  
Oct. 29 @OREGON STATE  
Nov. 5 @UCLA  
Nov. 12 WASHINGTON  
Nov. 25 @ARIZONA STATE

### 2004 Results (3-8)

@Arizona 21, Northern Arizona 3  
Utah 23, @Arizona 6  
Wisconsin 9, @Arizona 6  
Washington State 20, @Arizona 19  
@UCLA 37, Arizona 17  
**@Oregon 28, Arizona 14**  
California 38, @Arizona 0  
Oregon State 28, @Arizona 14  
Arizona 23, @Washington 13  
@USC 49, Arizona 9  
@Arizona 34, Arizona State 27

**Series Record: Oregon leads, 18-12-0**





## 9 California

November 5, 12:30 p.m. (PST)  
Autzen Stadium (Eugene, Ore.)

**Location:** Berkeley, Calif.  
**Chancellor:** Dr. Robert J. Birgeneau  
**Nickname:** Golden Bears  
**Stadium:** Memorial (67,537)  
**Field Surface:** Momentum Turf  
**Conference:** Pacific-10  
**Enrollment:** 33,000  
**Colors:** Blue & Gold

**Offense:** Multiple  
**Defense:** 4-3  
**2004 Record:** 10-2  
**League Record/Finish:** 7-1/2nd  
**Final 2004 Rank:** 9th AP/ESPN/USA Today  
**Lettermen Returning/Lost:** 41/27  
**First Football Season:** 1882  
**Last Bowl Appearance:** 2004 (Holiday)

**Athletics Director:** Sandy Barbour (510-642-3839)

**Media Relations Office Telephone:** 510-642-5363  
**Director:** Herb Benenson (home: 510-482-6475)  
**Mailing Address:** Haas Pavilion, 3rd Floor, Berkeley, CA 94720  
**E-Mail:** benenson@berkeley.edu  
**Fax:** 510-643-7778  
**Press Box Phone:** 510-642-3098

**Head Coach:** Jeff Tedford (Fresno State '83)  
**Football Office Telephone:** 510-642-3851  
**Best Time to Weekdays:** Contact SID  
**Record at Cal:** 25-13 (3 years)  
**Career Head Coaching Record:** Same  
**Record vs. Oregon:** 1-1



Jeff Tedford



Marvin Philip

**Assistant Coaches, Offense:** Pete Alamar (tight ends/special teams), George Cortez (coordinator/quarterbacks), Ron Gould (backs), Eric Kiesau (receivers), Jim Michalczik (assistant hc/line).  
**Assistant Coaches, Defense:** Ken Delgado (line), Bob Gregory (coordinator), Justin Wilcox (linebackers), J.D. Williams (secondary).

**Top Returning Rusher:** 2. Marshawn Lynch 71-628 (8td). **Top Returning Passer:** None. **Top Returning Receivers:** 2. Robert Jordan 29-332 (2td), 5. Marshawn Lynch 19-147 (2td). **Top Returning Scorers:** Tom Schneider 0-9-56-83, Marshawn Lynch 10-0-0-60.

**Offensive Starters Returning (6):** WR Robert Jordan, LT Andrew Cameron, C Marvin Philip, RG Aaron Merz, RT Ryan O'Callaghan.  
**Defensive Starters Returning (3):** NT Brandon Mebane, CB Harrison Smith, CB Damien Hughes.  
**Specialists Returning (2):** PK Tom Schneider, P David Lonie.

**2005 Schedule**

Sept. 3 Sacramento State  
Sept. 10 @WASHINGTON  
Sept. 17 Illinois  
Sept. 23 @New Mexico State  
Oct. 1 ARIZONA  
Oct. 8 @UCLA  
Oct. 15 OREGON STATE  
Oct. 22 WASHINGTON STATE  
Nov. 5 @OREGON  
Nov. 12 USC  
Nov. 19 @STANFORD

**2004 Results (10-2)**

California 56, @Air Force 14  
@California 41, New Mexico State 14  
@California 49, Oregon State 7  
@USC 23, California 17  
@California 45, UCLA 28  
California 28, @Arizona 0  
@California 27, Arizona State 0  
@California 28, Oregon 27  
California 42, @Washington 12  
@California 41, Stanford 6  
California 26, @Southern Miss. 16  
Texas Tech 45, California 31  
(Pacific Life Holiday Bowl)

Series Record California leads, 36-29-2



## 10 Washington State

November 12, 7:15 p.m. (PST)  
Martin Stadium (Pullman, Wash.)

**Location:** Pullman, Wash.  
**President:** V. Lane Rawlins  
**Nickname:** Cougars  
**Stadium:** Martin (35,117)  
**Field Surface:** FieldTurf  
**Conference:** Pacific-10  
**Enrollment:** 21,000  
**Colors:** Crimson & Gray

**Offense:** Multiple  
**Defense:** 4-3  
**2004 Record:** 5-6  
**League Record/Finish:** 3-5/7th  
**Final 2004 Ranking:** None  
**Lettermen Returning/Lost:** 46/17  
**First Football Season:** 1894  
**Last Bowl Appearance:** 2003 (Holiday)


**Athletics Director:** Jim Sterk (509-335-0200)

**Media Relations Office Telephone:** 509-335-COUG (2684)  
**Director:** Rod Commons (At home, 509-332-8309)  
**Mailing Address:** Bohler Addition 195, Pullman, WA 99164-1602  
**E-Mail:** rodco@wsu.edu  
**Fax:** 509-335-0267  
**Press Box Phone:** 509-335-COUG (2684)

**Head Coach:** Bill Doba (Ball State '62)  
**Football Office Telephone:** 509-335-0250  
**Best Time to Call Weekdays:** Tuesday Teleconference 1 p.m.  
**Record at WSU:** 15-9 (2 Year)  
**Career Head Coaching Record:** 15-9 (2 Year)  
**Record vs. Oregon:** 1-1



Bill Doba



Will Derting

**Assistant Coaches, Offense:** Mike Levenseller (coordinator/wide receivers), Robin Pflugrad (asst./tight ends), Timm Rosenbach (quarterbacks), Kelly Skipper (backs/special teams), George Yarno (line).  
**Assistant Coaches, Defense:** Robb Akey (line), Leon Burtnett (linebackers), Ken Greene (backs), Mike Walker (line).

**Top Returning Rushers:** 1. Jerome Harrison 174-967 (9td), 4. Kevin McCall 8-44 (0td). **Top Returning Passers:** 1. Alex Brink 194-97-1305-5, 2. Josh Swogger 193-91-1283-13. **Top Returning Receivers:** 1. Jason Hill 45-1007 (12td), 2. Michael Bumpus 35-318 (1td). **Top Returning Scorers:** 1. Jason Hill 12-0-0-72, 2. Jerome Harrison 9-0-0-54.

**Offensive Starters Returning (9):** TE Troy Bienemann, OL Nick Mihlhauser, WR Jason Hill, WR Chris Jordan, OL Bobby Byrd, WR Michael Bumpus, OL Norvell Holmes, QB Josh Swogger, RB Jerome Harrison.  
**Defensive Starters Returning (6):** DE Adam Braidwood, DE Mkristo Bruce, LB Will Derting, LB Scott Davis, CB Alex Teems, DT Aaron Johnson.  
**Specialists Returning (3):** P Kyle Basler, PK Loren Langley, PK Graham Siderius.

**2005 Schedule**

Sept. 1 Idaho  
Sept. 9 @Nevada  
Sept. 17 Grambling (@ Seattle)  
Oct. 1 @OREGON STATE  
Oct. 8 STANFORD  
Oct. 15 UCLA  
Oct. 22 @CALIFORNIA  
Oct. 29 @USC  
Nov. 5 ARIZONA STATE  
Nov. 12 OREGON  
Nov. 19 @WASHINGTON

**2004 Results (5-6)**

Washington State 21, @New Mexico 17  
Colorado 20, Washington State 12  
@Washington State 49, Idaho 8  
Washington State 20, @Arizona 19  
**Oregon 41, @Washington State 38**  
Stanford 23, @Washington State 17  
@Oregon State 38, Washington State 19  
USC 42, @Washington State 12  
Washington State 31, @UCLA 29  
@Arizona State 45, Washington State 28  
@Washington State 28, Washington 25

Series Record Oregon leads, 38-37-7



# 11 Oregon State

November 19, 3:45 p.m. (PST)  
Autzen Stadium (Eugene, Ore.)

**Location:** Corvallis, Ore.  
**President:** Dr. Edward Ray  
**Nickname:** Beavers  
**Stadium:** Reser (43,000)  
**Field Surface:** Fieldturf  
**Conference:** Pacific-10  
**Enrollment:** 19,000  
**Colors:** Orange & Black

**Offense:** Multiple  
**Defense:** Multiple  
**2004 Record:** 7-5  
**League Record/Finish:** 5-3/t-3rd  
**Final 2004 Rank:** None  
**Lettermen Returning/Lost:** 42/19  
**First Football Season:** 1893  
**Last Bowl Appearance:** 2004 (Insight)

**Athletics Director:** Bob De Carolis (541-737-2547)

**Sports Information Office Telephone:** 541-737-3720  
**Director:** Steve Fenk (At home, 541-230-0627)  
**Mailing Address:** Gill Coliseum 103, Oregon State Univ., Corvallis, OR 97331  
**E-Mail:** steve.fenk@oregonstate.edu  
**Fax:** 541-737-3072  
**Press Box Phone:** 541-737-2410/2795

**Head Coach:** Mike Riley (Alabama '74)  
**Football Office Telephone:** 541-737-2614  
**Best Time to Call Weekdays:** Tues.-Thurs., 11 a.m.-Noon  
**Record at Oregon State:** 23-24 (4 Years)  
**Career Head Coaching Record:** Same  
**Record vs. Oregon:** 2-2



Mike Riley



Mike Hass

**Assistant Coaches, Offense:** Danny Langsdorf (coordinator/quarterbacks), Jim Gilstrap (backs), Lee Hull (receivers), Mike Cavanaugh (line).

**Assistant Coaches, Defense:** Mark Banker (coordinator/safeties), Nigel Burton (secondary), Robin Ross (linebackers), Greg Newhouse (line), Bruce Reed (special teams coordinator).

**Top Returning Rusher:** 3. Yvenson Bernard 6-20 (0td). **Top Returning Passers:** 2. Ryan Gunderson 16-7-74-0 (0td), 3. Colt Charles 1-1-17-0 (0td). **Top Returning Receivers:** 1. Mike Hass 86-1376 (7td), 2. Joe Newton 56-687 (7td), 3. Marcel Love 40-523 (4td). **Top Returning Scorers:** 1. Alexis Serna 0-17-29-80, 3t. Mike Hass 7-0-0-42, Joe Newton 7-0-0-42.

**Offensive Starters Returning (7):** WR Mike Hass, WR Marcel Love, LT Adam Koets, LG Josh Linehan, RG Roy Schuening, TE Joe Newton, WR Anthony Wheat-Brown.

**Defensive Starters Returning (7):** LE Joe Lemna, LT Ben Siegert, LB Keith Ellison, LB Trent Bray, LB Chaz Scott, SS Sabby Piscitelli, RT Sir Henry Anderson.

**Specialists Returning (2):** PK Alexis Serna, P Sam Palescu.

### 2005 Schedule

Sept. 3 Portland State  
Sept. 10 Boise State  
Sept. 17 @Louisville  
Sept. 24 ARIZONA STATE  
Oct. 1 WASHINGTON STATE  
Oct. 15 @CALIFORNIA  
Oct. 22 @UCLA  
Oct. 29 ARIZONA  
Nov. 5 @WASHINGTON  
Nov. 12 @STANFORD  
Nov. 19 @OREGON

### 2004 Results (7-5)

@Louisiana State 22, Oregon State 22 (ot)  
@Boise State 53, Oregon State 34  
@Oregon State 17, New Mexico 7  
@Arizona State 27, Oregon State 14  
California 49, @Oregon State 7  
Oregon State 29, @Washington 14  
@Oregon State 38, Washington State 19  
Oregon State 28, @Arizona 14  
USC 28, @Oregon State 20  
Oregon State 24, @Stanford 19  
@Oregon State 50, Oregon 21  
Oregon State 38, Notre Dame 21  
(Insight Bowl)

Series Record: Oregon leads, 54-44-10

## Future Schedules

### 2006

S 9 at Fresno State  
S 16 OKLAHOMA  
S 23 UTAH STATE  
S 30 at Arizona State  
O 7 at California  
O 14 UCLA  
O 21 at Washington State  
O 28 STANFORD  
N 4 WASHINGTON  
N 11 at USC  
N 18 ARIZONA  
N 25 at Oregon State

### 2007

S 1 HOUSTON  
S 8 at Michigan  
S 15 FRESNO STATE  
S 22 at Stanford  
S 29 CALIFORNIA  
O 13 WASHINGTON STATE  
O 20 at Washington  
O 27 USC  
N 3 ARIZONA STATE  
N 10 at Arizona  
N 17 at UCLA  
N 24 OREGON STATE

### 2008

A 30 BOISE STATE  
S 6 UTAH STATE  
S 20 at Purdue  
S 27 UCLA  
O 4 at Arizona State  
O 11 WASHINGTON  
O 25 at USC  
N 1 at Washington State  
N 8 STANFORD  
N 15 at California  
N 22 ARIZONA  
N 29 at Oregon State

### 2009

S 5 TBA  
S 12 PURDUE  
S 19 UTAH  
S 26 CALIFORNIA  
O 3 WASHINGTON STATE  
O 10 at UCLA  
O 24 at Washington  
O 31 USC  
N 7 at Stanford  
N 14 ARIZONA STATE  
N 21 at Arizona  
N 28 OREGON STATE

### 2010

S 4 TBA  
S 11 TBA  
S 18 at Boise State  
O 2 STANFORD  
O 9 at Washington State  
O 16 at Arizona State  
O 23 UCLA  
O 30 at USC  
N 6 WASHINGTON  
N 13 at California  
N 20 ARIZONA  
N 27 at Oregon State

### 2011

S 3 TBA  
S 10 TBA  
S 17 at Utah  
S 24 WASHINGTON STATE  
O 1 ARIZONA STATE  
O 8 at Arizona  
O 15 USC  
O 22 at Stanford  
O 29 at Washington  
N 5 CALIFORNIA  
N 19 at UCLA  
N 26 OREGON STATE

## HOUSTON

Oregon leads, 1-0-0  
 1983 Ducks, 15-14 (Eugene)  
 Record at Eugene: 1-0-0  
 Record at Autzen: 1-0-0

## MONTANA

Oregon leads, 6-0-1  
 1993 Ducks, 35-30 (Eugene)  
 1952 Tie, 14-14 (Eugene)  
 1950 Ducks, 21-13 (Eugene)  
 1946 Ducks, 34-0 (Eugene)  
 1940 Ducks, 38-0 (Eugene)  
 1934 Ducks, 13-0 (Eugene)  
 1928 Ducks, 31-6 (Eugene)  
 Record at Eugene: 6-0-1  
 Record at Autzen: 1-0-0

## FRESNO STATE

Oregon leads, 3-2-0  
 2002 Ducks, 28-24 (Eugene)  
 1997 Ducks, 43-40 (Eugene)\*  
 1996 Ducks, 30-27 (Fresno)\*  
 1982 Bulldogs, 10-4 (Eugene)  
 1981 Bulldogs, 23-16 (Fresno)  
 Record at Eugene: 2-1-0  
 Record at Autzen: 2-1-0  
 Record at Fresno: 1-1-0

## USC

USC leads, 34-15-2  
 2002 Trojans, 44-33 (Eugene)  
 2001 Ducks, 42-22 (Eugene)  
 2000 Ducks, 28-17 (Los Angeles)  
 1999 Ducks, 33-30 (Eugene)\*\*\*  
 1998 Ducks, 17-13 (Eugene)  
 1997 Trojans, 24-22 (Los Angeles)  
 1994 Ducks, 22-7 (Los Angeles)  
 1993 Trojans, 24-13 (Eugene)  
 1992 Trojans, 32-10 (Los Angeles)  
 1991 Trojans, 30-14 (Eugene)  
 1988 Trojans, 42-14 (Los Angeles)  
 1998 Ducks, 17-13 (Eugene)  
 1997 Trojans, 24-22 (Los Angeles)  
 1994 Ducks, 22-7 (Los Angeles)  
 1993 Trojans, 24-13 (Eugene)  
 1992 Trojans, 32-10 (Los Angeles)  
 1991 Trojans, 30-14 (Eugene)  
 1988 Trojans, 42-14 (Los Angeles)  
 1987 Ducks, 34-27 (Eugene)  
 1986 Trojans, 35-21 (Los Angeles)  
 1985 Trojans, 20-6 (Tokyo)  
 1984 Trojans, 19-9 (Eugene)  
 1982 Trojans, 38-7 (Los Angeles)  
 1980 Tie, 7-7 (Eugene)  
 1978 Trojans, 37-10 (Eugene)  
 1977 Trojans, 33-15 (Los Angeles)  
 1976 Trojans, 53-0 (Eugene)  
 1975 Trojans, 17-3 (Los Angeles)  
 1974 Trojans, 16-7 (Eugene)  
 1973 Trojans, 31-10 (Los Angeles)  
 1972 Trojans, 18-10 (Eugene)  
 1971 Ducks, 28-23 (Los Angeles)  
 1970 Ducks, 10-7 (Eugene)  
 1968 Trojans, 20-13 (Eugene)  
 1967 Trojans, 28-6 (Los Angeles)  
 1958 Ducks, 25-0 (Portland)  
 1957 Ducks, 16-7 (Los Angeles)  
 1956 Ducks, 7-0 (Portland)  
 1955 Trojans, 42-15 (Los Angeles)  
 1954 Trojans, 24-14 (Portland)  
 1953 Ducks, 13-7 (Portland)  
 1950 Trojans, 30-21 (Los Angeles)  
 1949 Trojans, 40-13 (Los Angeles)  
 1948 Ducks, 8-7 (Portland)  
 1946 Trojans, 43-0 (Los Angeles)

1942 Trojans, 40-0 (Los Angeles)  
 1941 Ducks, 20-6 (Los Angeles)  
 1940 Trojans, 13-0 (Los Angeles)  
 1939 Tie, 7-7 (Los Angeles)  
 1938 Trojans, 31-7 (Eugene)  
 1937 Trojans, 34-14 (Los Angeles)  
 1936 Trojans, 26-0 (Los Angeles)  
 1934 Trojans, 33-0 (Los Angeles)  
 1933 Trojans, 26-0 (Los Angeles)  
 1932 Trojans, 33-0 (Los Angeles)  
 1931 Trojans, 53-0 (Los Angeles)  
 1920 Trojans, 21-0 (Los Angeles)  
 1915 Ducks, 34-0 (Los Angeles)  
 Record at Eugene: 5-10-1  
 Record at Autzen: 4-9-1  
 Record at Portland: 4-2-0  
 Record at Los Angeles: 6-21-1  
 Neutral Record: 0-1-0

## STANFORD

Stanford leads, 43-24-1  
 2004 Ducks, 16-13 (Stanford)  
 2003 Ducks, 35-0 (Eugene)  
 2002 Ducks, 41-14 (Eugene)  
 2001 Cardinal, 49-42 (Eugene)  
 1998 Ducks, 63-28 (Eugene)  
 1997 Cardinal, 58-49 (Stanford)  
 1996 Cardinal, 27-24 (Stanford)\*  
 1995 Cardinal, 28-21 (Eugene)  
 1994 Ducks, 55-21 (Stanford)  
 1993 Cardinal, 38-34 (Eugene)  
 1992 Cardinal, 21-7 (Stanford)  
 1991 Cardinal, 33-13 (Eugene)  
 1990 Ducks, 31-0 (Eugene)  
 1989 Cardinal, 18-17 (Stanford)  
 1988 Ducks, 7-3 (Eugene)  
 1987 Cardinal, 13-10 (Stanford)  
 1986 Cardinal, 41-7 (Eugene)  
 1985 Ducks, 45-28 (Eugene)  
 1983 Ducks, 16-7 (Stanford)  
 1981 Cardinal, 42-3 (Stanford)  
 1980 Cardinal, 35-25 (Eugene)  
 1979 Ducks, 16-7 (Stanford)  
 1977 Cardinal, 20-10 (Stanford)  
 1976 Cardinal, 28-17 (Eugene)  
 1975 Cardinal, 33-30 (Stanford)  
 1974 Cardinal, 17-0 (Eugene)  
 1973 Cardinal, 24-7 (Stanford)  
 1972 Ducks, 15-13 (Eugene)  
 1971 Cardinal, 38-17 (Stanford)  
 1970 Cardinal, 33-10 (Eugene)  
 1969 Cardinal, 28-0 (Stanford)  
 1968 Cardinal, 28-12 (Stanford)  
 1967 Cardinal, 17-14 (Stanford)  
 1966 Ducks, 7-3 (Portland)  
 1965 Cardinal, 17-14 (Stanford)  
 1964 Cardinal, 10-8 (Portland)  
 1963 Ducks, 36-7 (Stanford)  
 1962 Ducks, 28-14 (Portland)  
 1961 Ducks, 19-7 (Stanford)  
 1960 Ducks, 27-6 (Portland)  
 1959 Ducks, 28-27 (Stanford)  
 1958 Ducks, 12-0 (Portland)  
 1957 Ducks, 27-26 (Portland)  
 1956 Cardinal, 21-7 (Eugene)  
 1955 Cardinal, 44-7 (Stanford)  
 1954 Cardinal, 18-13 (Portland)  
 1953 Cardinal, 7-0 (Stanford)  
 1952 Ducks, 21-20 (Stanford)  
 1951 Cardinal, 27-20 (Portland)  
 1948 Ducks, 20-12 (Stanford)  
 1947 Ducks, 21-6 (Stanford)  
 1941 Cardinal, 19-15 (Stanford)  
 1940 Cardinal, 13-0 (Stanford)  
 1939 Ducks, 10-0 (Portland)  
 1938 Cardinal, 27-16 (Stanford)  
 1937 Ducks, 7-6 (Eugene)

1936 Tie, 7-7 (Stanford)  
 1929 Cardinal, 33-7 (Stanford)  
 1928 Cardinal, 26-12 (Eugene)  
 1927 Cardinal, 19-0 (Stanford)  
 1926 Cardinal, 29-12 (Eugene)  
 1925 Cardinal, 35-13 (Stanford)  
 1924 Cardinal, 28-13 (Stanford)  
 1923 Cardinal, 14-3 (Eugene)  
 1920 Cardinal, 10-0 (Stanford)  
 1905 Cardinal, 10-4 (Stanford)  
 1904 Cardinal, 35-0 (Stanford)  
 1900 Cardinal, 34-0 (Stanford)  
 Record at Eugene: 8-13  
 Record at Autzen: 7-9  
 Record at Portland: 5-3  
 Record at Stanford: 11-27-1

## ARIZONA STATE

Arizona State leads, 16-9-0  
 2004 Sun Devils, 28-13 (Eugene)  
 2003 Sun Devils, 59-14 (Tempe)  
 2002 Sun Devils, 45-42 (Eugene)  
 2001 Ducks, 42-24 (Eugene)  
 2000 Ducks, 56-55 (Tempe)\*  
 1999 Ducks, 20-17 (Eugene)  
 1998 Ducks, 51-19 (Eugene)  
 1997 Sun Devils, 52-31 (Tempe)  
 1996 Sun Devils, 48-27 (Tempe)  
 1995 Sun Devils, 35-24 (Eugene)  
 1994 Ducks, 34-10 (Eugene)  
 1993 Ducks, 45-36 (Tempe)  
 1992 Ducks, 30-20 (Eugene)  
 1991 Sun Devils, 24-21 (Tempe)  
 1990 Ducks, 27-7 (Eugene)  
 1989 Ducks, 27-7 (Tempe)  
 1988 Sun Devils, 21-20 (Eugene)  
 1987 Sun Devils, 37-17 (Tempe)  
 1986 Sun Devils, 37-17 (Eugene)  
 1984 Sun Devils, 44-10 (Eugene)  
 1982 Sun Devils, 34-3 (Eugene)  
 1981 Sun Devils, 24-0 (Tempe)  
 1980 Sun Devils, 42-38 (Tempe)  
 1973 Sun Devils, 26-20 (Eugene)  
 1966 Sun Devils, 14-10 (Tempe)  
 Record at Eugene: 6-8-0  
 Record at Autzen: 6-8-0  
 Record at Tempe: 3-8-0

## WASHINGTON

Washington leads, 58-34-5  
 2004 Ducks, 31-6 (Eugene)  
 2003 Huskies, 42-10 (Seattle)  
 2002 Huskies, 42-14 (Eugene)  
 2000 Ducks, 23-16 (Eugene)  
 1999 Huskies, 34-20 (Seattle)  
 1998 Ducks, 27-22 (Eugene)  
 1997 Ducks, 31-28 (Seattle)  
 1996 Huskies, 33-14 (Eugene)  
 1995 Ducks, 24-22 (Seattle)  
 1994 Ducks, 31-20 (Eugene)  
 1993 Huskies, 21-6 (Seattle)  
 1992 Huskies, 24-3 (Eugene)  
 1991 Huskies, 29-7 (Seattle)  
 1990 Huskies, 38-17 (Seattle)  
 1989 Huskies, 20-14 (Seattle)  
 1988 Ducks, 17-14 (Eugene)  
 1987 Ducks, 29-22 (Eugene)  
 1986 Huskies, 38-3 (Seattle)  
 1985 Huskies, 19-13 (Eugene)  
 1984 Huskies, 17-10 (Seattle)  
 1983 Huskies, 32-3 (Eugene)  
 1982 Huskies, 37-21 (Seattle)  
 1981 Huskies, 17-3 (Eugene)  
 1980 Ducks, 34-10 (Seattle)  
 1979 Huskies, 21-17 (Eugene)  
 1978 Huskies, 20-14 (Seattle)

1977 Huskies, 54-0 (Eugene)  
 1976 Huskies, 14-7 (Seattle)  
 1975 Huskies, 27-17 (Eugene)  
 1974 Huskies, 66-0 (Seattle)  
 1973 Ducks, 58-0 (Eugene)  
 1972 Huskies, 23-17 (Seattle)  
 1971 Ducks, 23-21 (Eugene)  
 1970 Huskies, 25-23 (Seattle)  
 1969 Ducks, 22-7 (Eugene)  
 1968 Ducks, 3-0 (Seattle)  
 1967 Huskies, 26-0 (Eugene)  
 1966 Huskies, 10-7 (Portland)  
 1965 Huskies, 24-20 (Portland)  
 1964 Ducks, 7-0 (Seattle)  
 1963 Huskies, 26-19 (Portland)  
 1962 Tie, 21-21 (Seattle)  
 1961 Ducks, 7-6 (Portland)  
 1960 Huskies, 7-6 (Seattle)  
 1959 Huskies, 13-12 (Portland)  
 1958 Huskies, 6-0 (Seattle)  
 1957 Huskies, 13-6 (Portland)  
 1956 Huskies, 20-7 (Seattle)  
 1955 Huskies, 19-7 (Portland)  
 1954 Ducks, 26-7 (Seattle)  
 1953 Huskies, 14-6 (Portland)  
 1952 Huskies, 49-0 (Seattle)  
 1951 Huskies, 63-6 (Portland)  
 1950 Huskies, 27-12 (Seattle)  
 1949 Huskies, 28-27 (Portland)  
 1948 Ducks, 13-7 (Seattle)  
 1947 Ducks, 6-0 (Portland)  
 1946 Huskies, 16-0 (Seattle)  
 1945 Huskies, 7-0 (Portland)  
 1945 Huskies, 20-6 (Seattle)  
 1942 Huskies, 15-7 (Portland)  
 1941 Ducks, 19-16 (Seattle)  
 1940 Huskies, 10-0 (Portland)  
 1939 Huskies, 20-13 (Seattle)  
 1938 Ducks, 3-0 (Portland)  
 1937 Huskies, 14-0 (Seattle)  
 1936 Huskies, 7-0 (Portland)  
 1935 Ducks, 7-6 (Seattle)  
 1934 Huskies, 16-6 (Portland)  
 1933 Ducks, 6-0 (Seattle)  
 1932 Tie, 0-0 (Portland)  
 1931 Ducks, 13-0 (Seattle)  
 1930 Ducks, 7-0 (Portland)  
 1929 Ducks, 14-0 (Seattle)  
 1928 Ducks, 27-0 (Seattle)  
 1927 Huskies, 7-0 (Seattle)  
 1926 Huskies, 23-9 (Eugene)  
 1925 Huskies, 15-14 (Seattle)  
 1924 Ducks, 7-3 (Seattle)  
 1923 Huskies, 26-7 (Seattle)  
 1922 Tie, 3-3 (Seattle)  
 1920 Ducks, 17-0 (Seattle)  
 1919 Ducks, 34-13 (Seattle)  
 1918 Ducks, 7-0 (Seattle)  
 1916 Tie, 0-0 (Seattle)  
 1914 Huskies, 10-0 (Seattle)  
 1913 Huskies, 10-7 (Seattle)  
 1912 Huskies, 30-14 (Seattle)  
 1911 Huskies, 29-3 (Seattle)  
 1909 Huskies, 20-6 (Seattle)  
 1908 Huskies, 15-0 (Seattle)  
 1907 Ducks, 6-0 (Seattle)  
 1906 Ducks, 16-6 (Seattle)  
 1905 Tie, 12-12 (Seattle)  
 1904 Ducks, 18-0 (Seattle)  
 1903 Huskies, 6-5 (Seattle)  
 1900 Ducks, 43-0 (Seattle)  
 Record at Eugene: 9-11  
 Record at Autzen: 9-10  
 Record at Portland: 4-14-1  
 Record at Seattle: 21-33-4

\* overtime





ARIZONA

Oregon leads, 18-12-0
2004 Ducks, 28-14 (Eugene)
2003 Ducks, 48-10 (Tucson)
2002 Ducks, 31-14 (Tucson)
2001 Ducks, 63-28 (Tucson)
2000 Ducks, 14-10 (Eugene)
1999 Ducks, 44-41 (Tucson)
1998 Wildcats, 38-3 (Tucson)
1997 Ducks, 16-9 (Eugene)
1996 Ducks, 49-31 (Eugene)
1995 Ducks, 17-13 (Tucson)
1994 Ducks, 10-9 (Eugene)
1993 Wildcats, 31-10 (Tucson)
1990 Wildcats, 22-17 (Tucson)
1989 Ducks, 16-10 (Eugene)
1988 Wildcats, 41-27 (Tucson)
1986 Wildcats, 37-17 (Eugene)
1985 Wildcats, 20-8 (Tucson)
1984 Wildcats, 28-14 (Tucson)
1983 Ducks, 19-10 (Tucson)
1982 Ducks, 13-7 (Eugene)
1981 Wildcats, 18-14 (Eugene)
1979 Wildcats, 24-13 (Tucson)
1978 Wildcats, 24-3 (Eugene)
1972 Ducks, 24-7 (Eugene)
1964 Ducks, 21-0 (Eugene)
1963 Ducks, 28-12 (Tucson)
1961 Wildcats, 15-6 (Portland)
1955 Ducks, 46-27 (Tucson)
1951 Ducks, 39-21 (Eugene)
1937 Wildcats, 20-6 (Tucson)
Record at Eugene: 10-3-0
Record at Autzen: 8-3-0
Record at Portland: 0-1-0
Record at Tucson: 8-8-0

CALIFORNIA

California leads, 36-29-2
2004 Bears, 28-27 (Berkeley)
2003 Ducks, 27-17 (Eugene)
2001 Ducks, 48-7 (Berkeley)
2000 Ducks, 25-17 (Eugene)
1999 Ducks, 24-19 (Berkeley)
1996 Ducks, 40-23 (Eugene)
1995 Ducks, 52-30 (Berkeley)
1994 Ducks, 23-7 (Eugene)
1993 Bears, 42-41 (Berkeley)
1992 Ducks, 37-17 (Eugene)
1991 Bears, 45-7 (Berkeley)
1990 Bears, 28-3 (Berkeley)
1989 Ducks, 35-19 (Eugene)
1987 Bears, 20-6 (Eugene)
1986 Ducks, 27-9 (Berkeley)
1985 Bears, 27-24 (Eugene)
1984 Ducks, 21-14 (Berkeley)
1983 Ducks, 24-17 (Eugene)
1982 Bears, 10-7 (Berkeley)
1980 Bears, 31-6 (Berkeley)
1979 Ducks, 19-14 (Eugene)
1978 Bears, 21-18 (Berkeley)
1977 Bears, 48-16 (Eugene)
1976 Bears, 27-10 (Berkeley)
1975 Bears, 34-7 (Eugene)
1974 Bears, 40-10 (Berkeley)
1973 Ducks, 41-10 (Eugene)
1972 Bears, 31-12 (Berkeley)
1971 Bears, 17-10 (Eugene)
1970 Ducks, 31-24 (Portland)
1968 Bears, 36-8 (Berkeley)
1967 Bears, 21-13 (Berkeley)
1965 Bears, 24-0 (Portland)
1960 Ducks, 20-0 (Berkeley)
1959 Ducks, 20-18 (Portland)
1958 Bears, 23-6 (Berkeley)
1957 Ducks, 24-6 (Eugene)
1956 Ducks, 28-6 (Berkeley)
1955 Ducks, 21-0 (Portland)
1954 Ducks, 33-27 (Berkeley)
1953 Tie, 0-0 (Berkeley)

1952 Bears, 41-7 (Portland)
1951 Bears, 28-26 (Berkeley)
1950 Bears, 28-7 (Portland)
1949 Bears, 41-14 (Berkeley)
1946 Ducks, 14-13 (Berkeley)
1945 Ducks, 20-13 (Berkeley)
1942 Bears, 20-7 (Berkeley)
1941 Ducks, 19-7 (Portland)
1940 Bears, 14-6 (Berkeley)
1939 Ducks, 6-0 (Berkeley)
1938 Bears, 20-0 (Berkeley)
1937 Bears, 26-0 (Portland)
1936 Bears, 28-0 (Berkeley)
1935 Bears, 6-0 (Portland)
1928 Bears, 13-0 (Berkeley)
1927 Bears, 16-0 (Portland)
1926 Ducks, 21-13 (Berkeley)
1925 Bears, 28-0 (Portland)
1921 Bears, 39-0 (Berkeley)
1918 Bears, 6-0 (Berkeley)
1917 Ducks, 21-0 (Eugene)
1916 Ducks, 34-14 (Berkeley)
1905 Tie, 0-0 (Berkeley)
1904 Bears, 12-0 (Berkeley)
1900 Ducks, 2-0 (Berkeley)
1899 Bears, 12-0 (Berkeley)
Record at Eugene: 11-5
Record at Autzen: 9-5
Record at Portland: 4-7
Record at Berkeley: 14-24-2

WASHINGTON STATE

Oregon leads, 38-37-7
2004 Ducks, 41-38 (Pullman)
2003 Cougars, 55-16 (Eugene)
2002 Cougars, 32-21 (Pullman)
2001 Ducks, 24-17 (Pullman)
2000 Ducks, 27-24 (Pullman)\*
1999 Ducks, 52-10 (Eugene)
1998 Ducks, 51-29 (Pullman)
1997 Cougars, 24-13 (Eugene)
1996 Cougars, 55-44 (Pullman)
1995 Ducks, 26-7 (Eugene)
1994 Cougars, 21-7 (Pullman)
1993 Ducks, 46-23 (Eugene)
1992 Ducks, 34-17 (Pullman)
1991 Ducks, 40-14 (Eugene)
1989 Cougars, 51-38 (Eugene)
1988 Ducks, 43-28 (Pullman)
1987 Ducks, 31-17 (Pullman)
1986 Ducks, 27-17 (Eugene)
1985 Ducks, 42-39 (Pullman)
1984 Cougars, 50-41 (Eugene)
1983 Cougars, 24-7 (Pullman)
1982 Cougars, 10-3 (Eugene)
1981 Cougars, 39-7 (Pullman)
1980 Ducks, 20-10 (Eugene)
1979 Ducks, 37-26 (Pullman)#
1978 Ducks, 31-7 (Eugene)#
1977 Cougars, 56-20 (Pullman)
1976 Cougars, 23-22 (Eugene)
1975 Ducks, 26-14 (Pullman)
1974 Cougars, 21-16 (Eugene)
1973 Cougars, 21-14 (Pullman)
1972 Cougars, 31-14 (Eugene)
1971 Cougars, 31-21 (Spokane)
1970 Ducks, 28-13 (Eugene)
1969 Ducks, 25-24 (Pullman)
1968 Ducks, 27-13 (Eugene)
1967 Ducks, 17-13 (Pullman)
1966 Cougars, 14-13 (Eugene)
1965 Cougars, 27-7 (Pullman)
1964 Tie, 21-21 (Eugene)
1963 Ducks, 21-7 (Pullman)
1962 Ducks, 28-10 (Eugene)
1961 Cougars, 22-21 (Pullman)
1960 Ducks, 21-12 (Eugene)
1959 Ducks, 7-6 (Pullman)
1959 Ducks, 14-6 (Eugene)
1958 Cougars, 6-0 (Eugene)

1957 Ducks, 14-13 (Pullman)
1956 Tie, 7-7 (Eugene)
1955 Ducks, 35-0 (Pullman)
1954 Ducks, 26-14 (Eugene)
1953 Cougars, 7-0 (Pullman)
1952 Cougars, 19-6 (Eugene)
1951 Cougars, 41-6 (Pullman)
1950 Cougars, 21-13 (Eugene)
1949 Ducks, 21-0 (Pullman)
1948 Ducks, 33-7 (Eugene)
1947 Ducks, 12-6 (Pullman)
1946 Tie, 0-0 (Eugene)
1945 Cougars, 20-13 (Pullman)
1945 Ducks, 26-13 (Eugene)
1942 Cougars, 7-0 (Pullman)
1941 Cougars, 13-0 (Eugene)
1940 Tie, 6-6 (Pullman)
1939 Ducks, 38-0 (Eugene)
1938 Ducks, 10-2 (Pullman)
1937 Ducks, 10-6 (Portland)
1936 Cougars, 3-0 (Eugene)
1926 Cougars, 7-0 (Pullman)
1924 Tie, 7-7 (Portland)
1923 Cougars, 13-7 (Pullman)
1922 Ducks, 13-0 (Eugene)
1921 Tie, 7-7 (Pullman)
1919 Cougars, 7-0 (Portland)
1917 Cougars, 26-3 (Pullman)
1916 Ducks, 12-3 (Portland)
1915 Cougars, 28-3 (Pullman)
1914 Ducks, 7-0 (Pullman)
1912 Cougars, 7-0 (Eugene)
1911 Ducks, 6-0 (Pullman)
1903 Tie, 0-0 (Eugene)
1901 Cougars, 16-0 (Pullman)

Record at Eugene: 17-15-4#
Record at Autzen: 9-8
Record at Portland: 2-1-1
Record at Pullman: 21-18-2#
Record at Spokane: 0-1
#Games later forfeited

OREGON STATE

Oregon leads, 54-44-10
2004 Beavers, 50-21 (Corvallis)
2003 Ducks, 34-20 (Eugene)
2002 Beavers, 45-24 (Corvallis)
2001 Ducks, 17-14 (Eugene)
2000 Beavers, 23-13 (Corvallis)
1999 Ducks, 25-14 (Eugene)
1998 Beavers, 44-41 (Corvallis)\*\*
1997 Ducks, 48-30 (Eugene)
1996 Ducks, 49-13 (Corvallis)
1995 Ducks, 12-10 (Eugene)
1994 Ducks, 17-13 (Corvallis)
1993 Beavers, 15-12 (Eugene)
1992 Ducks, 7-0 (Corvallis)
1991 Beavers, 14-3 (Eugene)
1990 Ducks, 6-3 (Corvallis)
1989 Ducks, 30-21 (Eugene)
1988 Beavers, 21-10 (Corvallis)
1987 Ducks, 44-0 (Eugene)
1986 Ducks, 49-28 (Corvallis)
1985 Ducks, 34-13 (Eugene)
1984 Ducks, 31-6 (Corvallis)
1983 Tie, 0-0 (Eugene)
1982 Ducks, 7-6 (Corvallis)
1981 Ducks, 47-17 (Eugene)
1980 Ducks, 40-21 (Corvallis)
1979 Ducks, 24-3 (Eugene)
1978 Ducks, 24-3 (Corvallis)
1977 Ducks, 28-16 (Eugene)
1976 Ducks, 23-14 (Corvallis)
1975 Ducks, 14-7 (Eugene)
1974 Beavers, 35-16 (Corvallis)
1973 Beavers, 17-14 (Eugene)
1972 Ducks, 30-3 (Corvallis)
1971 Beavers, 30-29 (Eugene)
1970 Beavers, 24-9 (Corvallis)

1969 Beavers, 10-7 (Eugene)
1968 Beavers, 41-19 (Corvallis)
1967 Beavers, 14-10 (Eugene)
1966 Beavers, 20-15 (Corvallis)
1965 Beavers, 19-14 (Eugene)
1964 Beavers, 7-6 (Corvallis)
1963 Ducks, 31-14 (Eugene)
1962 Beavers, 20-17 (Corvallis)
1961 Beavers, 6-2 (Eugene)
1960 Tie, 14-14 (Corvallis)
1959 Beavers, 15-7 (Eugene)
1958 Ducks, 20-0 (Corvallis)
1957 Beavers, 10-7 (Eugene)
1956 Tie, 14-14 (Corvallis)
1955 Ducks, 28-0 (Eugene)
1954 Ducks, 33-14 (Corvallis)
1953 Beavers, 7-0 (Eugene)
1952 Beavers, 22-19 (Portland)
1951 Beavers, 14-7 (Eugene)
1950 Beavers, 14-2 (Portland)
1949 Beavers, 20-10 (Eugene)
1948 Ducks, 10-0 (Corvallis)
1947 Ducks, 14-6 (Eugene)
1946 Beavers, 13-0 (Corvallis)
1945 Beavers, 13-12 (Eugene)
1945 Beavers, 19-6 (Corvallis)
1942 Beavers, 39-2 (Corvallis)
1941 Beavers, 12-7 (Eugene)
1940 Ducks, 20-0 (Corvallis)
1939 Beavers, 19-14 (Eugene)
1938 Beavers, 14-0 (Portland)
1937 Beavers, 14-0 (Eugene)
1936 Beavers, 18-0 (Corvallis)
1935 Ducks 13-0 (Eugene)
1934 Ducks, 9-6 (Portland)
1933 Ducks, 13-3 (Portland)
1932 Ducks, 12-6 (Corvallis)
1931 Tie, 0-0 (Eugene)
1930 Beavers, 15-0 (Corvallis)
1929 Ducks, 16-0 (Eugene)
1928 Ducks, 12-0 (Corvallis)
1927 Beavers, 31-7 (Eugene)
1926 Beavers, 16-0 (Corvallis)
1925 Beavers, 24-13 (Eugene)
1924 Ducks, 7-3 (Corvallis)
1923 Beavers, 6-0 (Eugene)
1922 Ducks, 10-0 (Corvallis)
1921 Tie, 0-0 (Eugene)
1920 Tie, 0-0 (Eugene)
1919 Ducks, 9-0 (Eugene)
1918 Ducks, 13-6 (Corvallis)
1917 Beavers, 14-7 (Portland)
1916 Ducks, 27-0 (Corvallis)
1915 Ducks, 9-0 (Eugene)
1914 Tie, 3-3 (Corvallis)
1913 Tie, 10-10 (Albany)
1912 Ducks, 3-0 (Albany)
1910 Ducks, 12-0 (Corvallis)
1909 Ducks, 12-0 (Eugene)
1908 Ducks, 8-0 (Portland)
1907 Beavers, 4-0 (Eugene)
1906 Tie, 0-0 (Corvallis)
1905 Ducks, 6-0 (Eugene)
1904 Ducks, 6-5 (Corvallis)
1903 Ducks, 5-0 (Eugene)
1902 Tie, 0-0 (Corvallis)
1899 Ducks, 38-0 (Eugene)
1898 Ducks, 38-0 (Corvallis)
1897 Beavers, 26-8 (Eugene)
1896 Ducks, 12-8 (Corvallis)
1896 Ducks, 2-0 (Eugene)
1895 Ducks, 44-0 (Eugene)
1894 Beavers, 16-0 (Eugene)

Record at Eugene: 25-23-4
Record at Autzen: 12-6-1
Record at Portland: 3-4-0
Record at Corvallis: 25-17-5
Record at Albany: 1-0-1

\* overtime

	W	L	T	First	Last		W	L	T	First	Last
Air Force	8	3	1	1959	1997	North Dakota	0	0	1	1931	1931
Albany College	3	0	2	1894	1904	Northwestern	0	1	0	1974	1974
<b>Arizona</b>	<b>18</b>	<b>12</b>	<b>0</b>	<b>1937</b>	<b>2004</b>	Notre Dame	0	1	1	1976	1982
<b>Arizona State</b>	<b>9</b>	<b>16</b>	<b>0</b>	<b>1966</b>	<b>2004</b>	Ohio State	0	7	0	1957	1987
Army	0	0	2	1969	1970	Oklahoma	0	5	0	1958	2004
Boston University	0	1	0	1951	1951	Oregon Alumni	6	0	0	1903	1913
Bremerton Sailors	1	0	0	1913	1913	Oregon Medics	1	0	0	1902	1902
Brigham Young	3	2	0	1964	1990	<b>Oregon State</b>	<b>54</b>	<b>44</b>	<b>10</b>	<b>1894</b>	<b>2004</b>
<b>California</b>	<b>29</b>	<b>36</b>	<b>2</b>	<b>1899</b>	<b>2004</b>	Pacific (Calif.)	4	3	0	1946	1995
Capitol A.C.	0	1	0	1900	1900	Pacific (Ore.)	14	0	2	1894	1932
Camp Lewis	1	0	0	1918	1918	Pearl Harbor	1	0	0	1921	1921
Chemawa Indians	5	0	0	1897	1905	Pendleton H.S.	1	0	0	1901	1901
Colorado	7	8	0	1949	2002	Pennsylvania	1	0	0	1916	1916
Colorado State	3	1	0	1976	1996	Penn State	1	3	0	1960	1995
Columbia	1	0	0	1933	1933	Pittsburgh	2	2	0	1956	1965
Drake	1	0	0	1930	1930	Portland	4	1	0	1894	1936
Florida	0	1	0	1929	1929	Portland State	2	0	0	1994	2002
Fordham	0	1	0	1938	1938	Puget Sound	1	0	0	1910	1910
Foundation	1	0	0	1918	1918	Purdue	0	1	0	1979	1979
<b>Fresno State</b>	<b>3</b>	<b>2</b>	<b>0</b>	<b>1981</b>	<b>2002</b>	Rice	1	0	0	1962	1962
Georgia	0	1	0	1977	1977	St. Mary's	3	7	0	1929	1950
Gonzaga	5	1	0	1932	1939	San Diego State	4	0	0	1985	1990
Harvard	0	1	0	1919	1919	San Francisco	1	0	0	1947	1947
Hawaii	4	3	0	1921	1994	San Jose State	12	6	0	1953	1998
Honolulu	1	0	0	1928	1928	Santa Barbara	1	0	0	1948	1948
<b>Houston</b>	<b>1</b>	<b>0</b>	<b>0</b>	<b>1983</b>	<b>1983</b>	Santa Clara	2	0	0	1932	1941
Idaho	52	3	4	1901	2004	Southern Methodist	1	1	0	1948	1963
Idaho State	1	0	0	1988	1988	Southern Oregon	2	0	0	1899	1900
Illinois	2	1	0	1970	1995	<b>Stanford</b>	<b>24</b>	<b>43</b>	<b>1</b>	<b>1900</b>	<b>2004</b>
Indiana	2	1	0	1963	2004	Texas	1	4	0	1941	2001
Iowa	2	1	0	1949	1994	Texas Christian	1	1	0	1977	1978
Kansas	0	1	1	1980	1981	Texas-El Paso	2	0	0	1998	1999
Linfield	3	0	0	1927	1933	Texas Tech	2	0	0	1991	1992
Long Beach State	3	0	0	1984	1989	Tulsa	1	0	0	1989	1989
Louisiana State	1	2	0	1932	1977	UCLA	21	38	0	1928	2004
Mare Island Marines	0	1	0	1917	1917	<b>USC</b>	<b>15</b>	<b>34</b>	<b>2</b>	<b>1915</b>	<b>2002</b>
Miami (Fla.)	0	1	0	1958	1958	Utah	17	8	0	1933	2003
Michigan	1	3	0	1948	2003	Utah State	3	0	0	1976	2001
Michigan State	2	2	0	1979	1999	U.S. Marines	2	0	0	1937	1940
Minnesota	1	3	0	1961	2003	Vancouver Barr.	1	0	0	1911	1911
Mississippi State	2	0	0	2002	2003	Wake Forest	0	2	0	1992	2002
Missouri	0	1	0	1972	1972	<b>Washington</b>	<b>34</b>	<b>58</b>	<b>5</b>	<b>1900</b>	<b>2004</b>
<b>Montana</b>	<b>6</b>	<b>0</b>	<b>1</b>	<b>1928</b>	<b>1993</b>	<b>Washington State</b>	<b>38</b>	<b>37</b>	<b>7</b>	<b>1901</b>	<b>2004</b>
Montana State	1	0	0	1947	1947	West Virginia	2	0	0	1960	1963
Multnomah A.C.	11	20	3	1896	1925	Western Oregon	2	0	0	1928	1931
Navy Pre-Flight	0	1	0	1942	1942	Whitman	7	3	0	1901	1924
Nebraska	1	5	0	1952	1986	Whitworth	1	0	0	1906	1906
Nevada	5	1	0	1947	2003	Willamette	22	1	1	1895	1931
Nevada-Las Vegas	2	0	0	1980	1992	Wisconsin	1	3	0	1977	2001
New Mexico State	1	0	0	1991	1991		<b>520</b>	<b>451</b>	<b>46</b>	<b>.534</b>	
New York Univ.	1	0	0	1931	1931						

(record reflects forfeits to Washington State in 1978 and 1979)